



Steve Sisolak
Governor



Richard Whitley
Director

State of Nevada

Department of Health and Human Services
Division of Public and Behavioral Health

Obesity Prevention and Control Program
*Child and Adult Care Food Program for Early Care and
Education Centers: Gap Analysis*

Kristi Robusto, PhD, MS
Chronic Disease Prevention and
Health Promotion Section Manager

Laura Urban
Food Security and Wellness
Manager



Child and Adult Care Food Program (CACFP)

Purpose, Role, and Impact

- Federal Nutrition Program for income-eligible individuals
 - Child and adult care institutions
 - Family/group day care homes
- Early Care and Education Centers (ECE) generally qualify
- Strategy for addressing food insecurity and preventing childhood obesity



Analysis Methodology: Summary



- ✓ Collect relevant statistics, service data, and financial information



- ✓ Conduct key informant interviews to identify strengths and weaknesses, and recommendations to increase participation in CACFP



- ✓ Survey ECE providers to map participation and gain their perspective and insights to promote participation in CACFP

Analysis Steering Committee

Composition

- Comprised of cross-sector members

Roles

- Provided information and data
- Reviewed materials
- Identified key informants
- Provided ongoing support



Key Informant Interviews

Purpose

- Gather insight regarding critical issues
- Identify barriers/challenges, strengths, and weaknesses

Eleven key informant interviews were conducted.

Four environmental health professionals were also interviewed.



Results: Key Informant Interviews

Challenges/Barriers

- Paperwork/Administration
- Rural challenges
- Financial issues
- Lack of knowledge about CACFP
- Lack of training/technical assistance (TA)
- Food preparation/regulations/permits

Food Service Permit Costs

Carson City Health and Human Services	\$ 75
Southern Nevada Health District	\$ 121
State of NV, Division of Public and Behavioral Health	\$ 166
Washoe County Health District Support Kitchen (non-commercial)	\$ 401

ECE Survey Engagement



Postcard

Email/Paper
Survey

Letter

Phone Call

Survey Distribution

Distribution and Responses

- 1,013 surveys issued statewide
- 212 completed surveys returned
- Response rate: **20.9%**

Figure 1: Respondents by County

Clark	47.64%	101
Washoe	37.26%	79
Lyon	3.77%	8
Elko	2.83%	6
Douglas	2.36%	5
Carson City	1.89%	4
Humboldt	1.42%	3
Churchill	0.94%	2
Lander	0.47%	1
Lincoln	0.47%	1
Nye	0.47%	1
Pershing	0.47%	1
Esmeralda	0.00%	0
Eureka	0.00%	0
Mineral	0.00%	0
Storey	0.00%	0
White Pine	0.00%	0

Survey Results

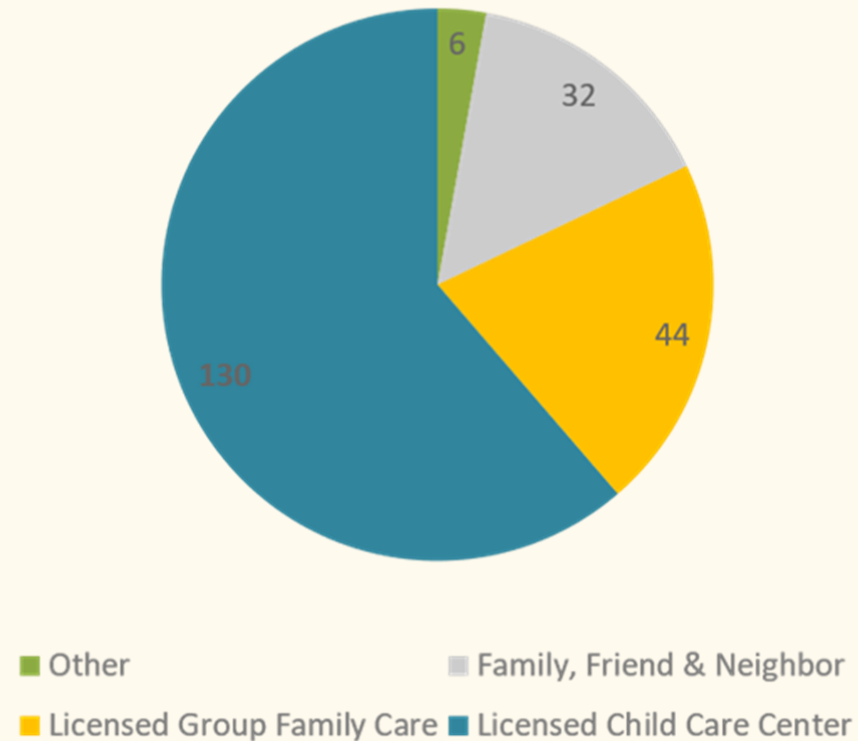
ECE Setting Type

- 93% licensed centers
- 7% unlicensed centers

Food Service

- 87% served snacks/food
- 13% did not provide snacks/food

Type of ECE Setting



Survey Results

CACFP Awareness

- 78% were aware of CACFP
- 22% were not aware of CACFP

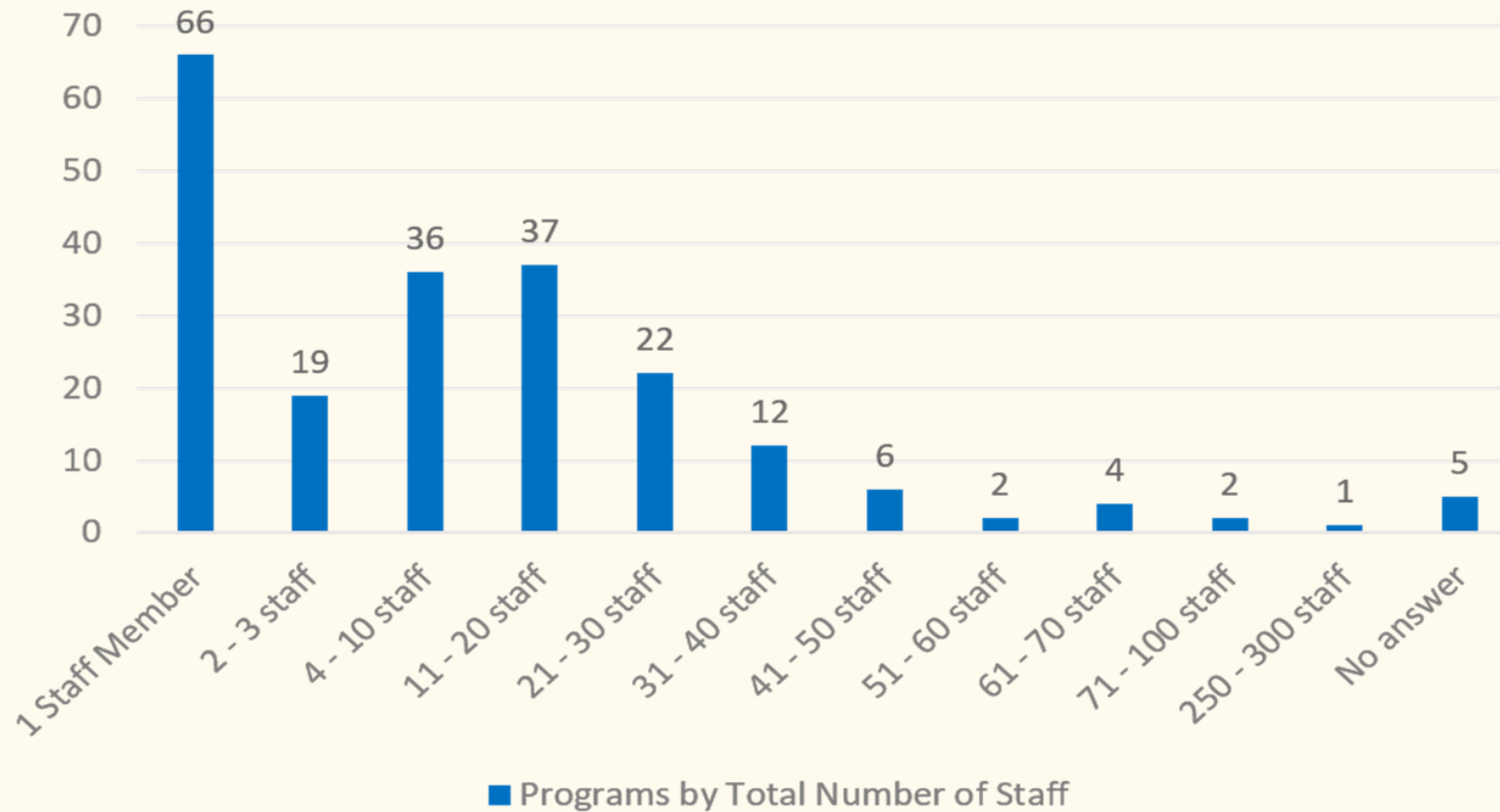
CACFP Participation

- 43% had participated in CACFP
- 57% had never participated in CACFP



Survey Results

Total Number of Staff



Survey Results: Programs Participating in CACFP

Major Challenges	%	#
Reimbursement/payment rate too low to cover costs	44.00%	33
Reimbursement/payment is not timely	37.33%	28
Too many rules to follow	17.33%	16
Too much paperwork to complete	24.00%	18
Not enough staff to operate the program	8.00%	6
Staff lack the skills or training to operate CACFP program	6.67%	5
Not enough children in area qualify for the CACFP program	5.33%	4
Lack the facilities for serving food	8.00%	6
Need to receive more support, guidance, training or technical assistance from state agency administering CACFP	14.67%	11
Other (please specify)	4.00%	3

Survey Results: Programs Participating in CACFP

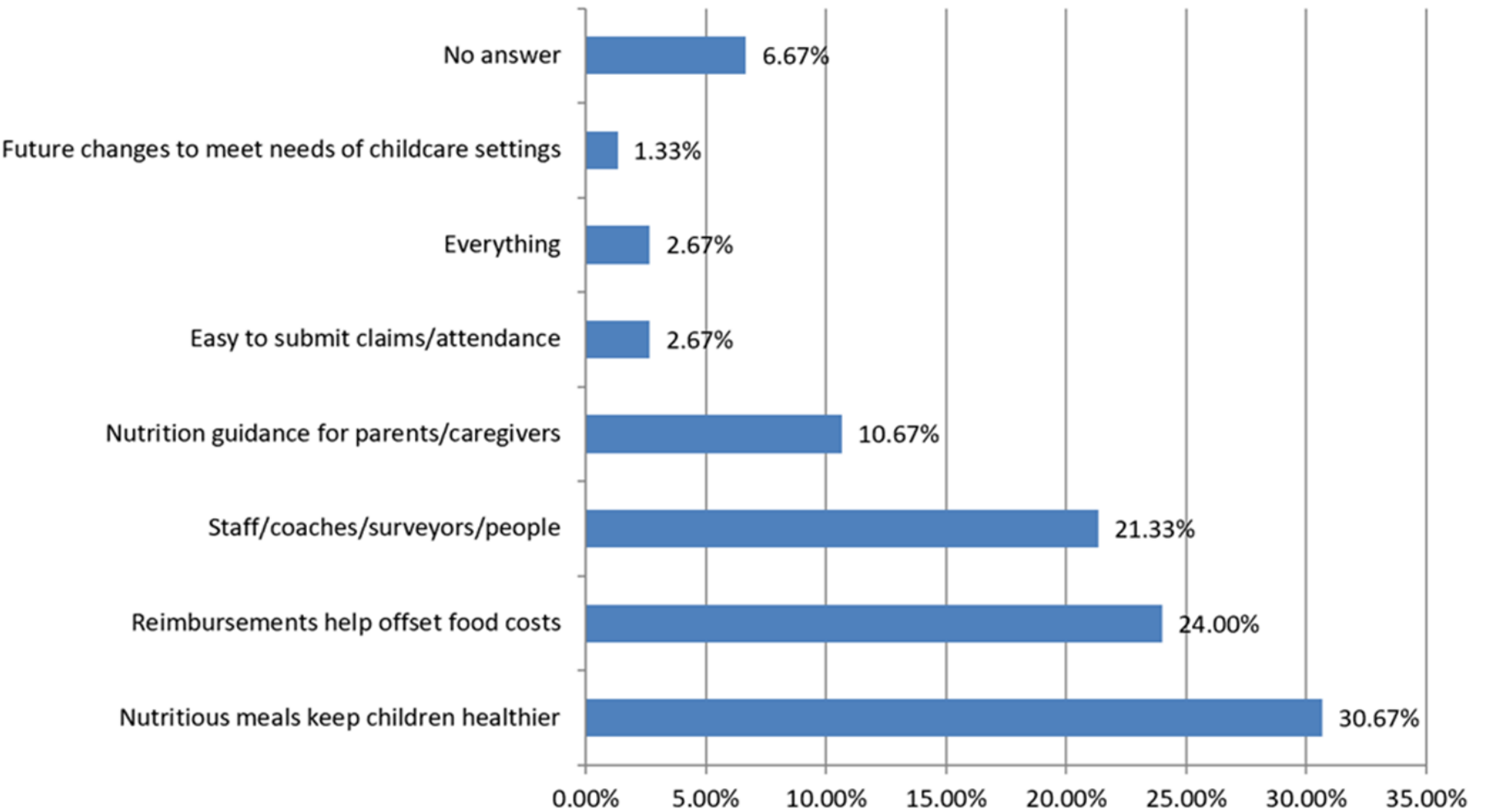
Barriers/Challenges

- Daily paperwork
- Lack of equipment and capacity for storage
- Following a menu, food costs, acquiring food, food waste
- Financing and eligibility
- Program administration
- Staff training



Survey Results: Programs Participating in CACFP

CACFP Program Benefits



Survey Results: Programs Not Participating in CACFP

Reasons For Not Participating

- No knowledge or not enough knowledge about CACFP (51)
- No interest in CACFP (23)
- Do not have enough children to qualify (21)
- Program requirements (19)

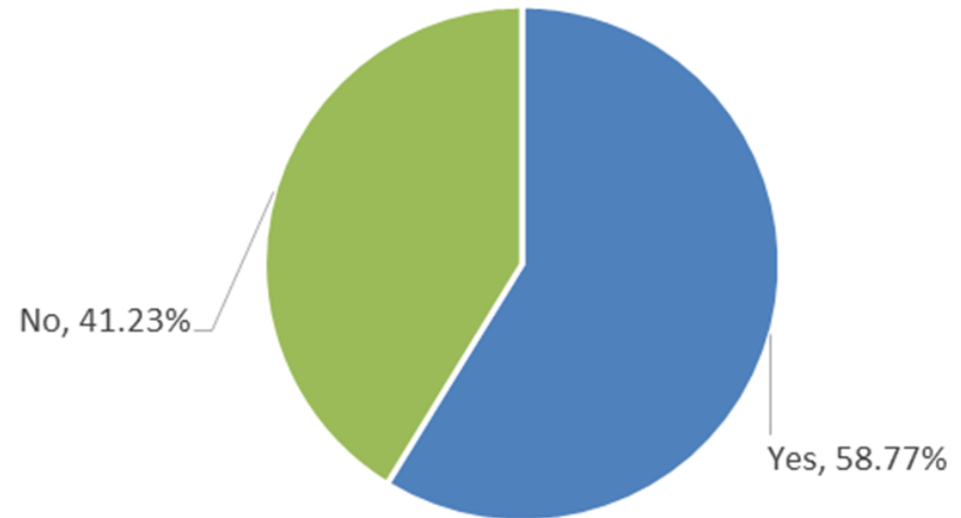
70% of ECE programs indicated CACFP reimbursement rates were not adequate to cover food and administration costs.

Survey Results: Programs Not Participating in CACFP

Recommended Changes

- Enhance public awareness and support
- Reduce program requirements
- Increase reimbursement rates
- Update nutrition standards
- Provide online application

If this change were made, would your center participate in the CACFP program?



Results: Critical Issues

Administrative Requirements

- Lack of staff and resources
- Rigid program rules
- Restraints on financial viability
- Intrusive home inspections

CACFP Knowledge

- Lack of knowledge/confusion
- Lack on ongoing training/TA



Results: Critical Issues Cont.

Food Permitting Regulations

- Lack of alignment statewide

Financial Concerns

- Low reimbursement rates
- Need for start-up funds
- Dislike collecting parental income statements



Results: Critical Issues Cont.

Food Preparation

- Lack of equipment and space

Rural Issues

- Low-access to healthy food
- Low reimbursement rates do not cover rural food costs



Strategies for Improvement

Streamline Administrative Requirements

- Assess feasibility; pursue resources for ECE CACFP support and TA

Promote Community Education Campaigns

- Conduct public awareness campaign; enhance training and TA

Review and Standardize Food Permitting Regulations

- Create working group to review regulations and make recommendations as needed

Implement Innovative Approaches to Incentivize CACFP use

- Create start-up fund; research shared services model; encourage sponsorship in high-need areas; assist rural sites with bulk ordering and TA

Thank you!

Kristi Robusto, PhD, MS
Chronic Disease Prevention and
Health Promotion Section Manager
krobusto@health.nv.gov

Laura Urban
Food Security and Wellness Manager
lurban@health.nv.gov

